

**JOINT STUDY SESSION**  
**CITY OF LOUISVILLE CITY COUNCIL**  
**&**  
**LOUISVILLE FIRE PROTECTION DISTRICT**

**April 26, 2019**

**Louisville City Council Chambers**  
**749 Main Street**  
**Louisville, CO 80027**  
**8:00 AM**

- |                       |     |  |
|-----------------------|-----|--|
| 8:00 a.m.             | I.  | Call to Order and Introductions                                      |
| 8:00 a.m. – 9:00 a.m. | II. | Update/Discussion – Louisville Fire Protection District Presentation |
| 9:15 a.m.             | IV. | Adjourn  |

**SUBJECT: UPDATE/DISCUSSION – LOUISVILLE FIRE PROTECTION  
DISTRICT PRESENTATION**

**DATE: APRIL 26, 2019**

**PRESENTED BY: LOUISVILLE FIRE PROTECTION DISTRICT BOARD  
HEATHER BALSER, CITY MANAGER**

**SUMMARY:**

Please see the attached the power point presentation from the Louisville Fire Protection District. Fire Chief John Willson will be present as well as Board Members:

Chris Schmidt, President  
Larry Boven, President Pro Tem  
Terri Abbot, Treasurer  
Shawn Clemenson, Director  
Wayne Varra, Director

Additionally, the Louisville Fire Protection District has recently met with City staff to request a share back agreement with the LRC on TIF moving forward. The issue will be discussed at the May 13, 2019 regular LRC meeting. The LRC in 2018 had total TIF revenue of \$1,309,269, of which \$99,974 was generated from increment associated with the Fire District's mill levy on real property in the Highway 42 Urban Renewal District. This revenue represents 2.31% of the Fire District's 2018 actual property tax revenue figure (\$4,323,036).

**RECOMMENDATION:**

Update/Discussion

**ATTACHMENT(S):**

1. Presentation

# Louisville Fire-Rescue

City Council Study Session

*April 26, 2019*



## Louisville Fire Rescue

City Council Study Session

### Current Response Profile

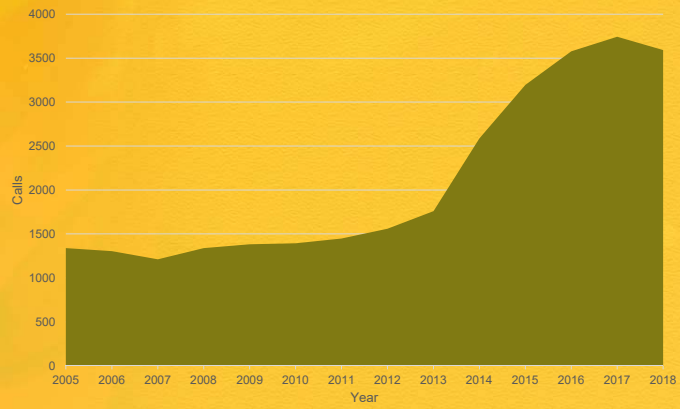
- 20 Volunteers with 30 Career Staff
  - *Minimum Staff of 8 On Duty*
  - *Training Hours for 2018 - 10,030*
  - *Volunteer Hours for 2018 - 27,894*
- Mill Levy - *6.686 Mill*
- 2018 Budget - *\$4.2 M*
- 2018 Fire Loss - *\$1.37 M*
- Property Value At The Above Fires - *\$5.54M*
- Calls for Service in 2018 - *3,592*



# Louisville Fire Rescue

City Council Study Session

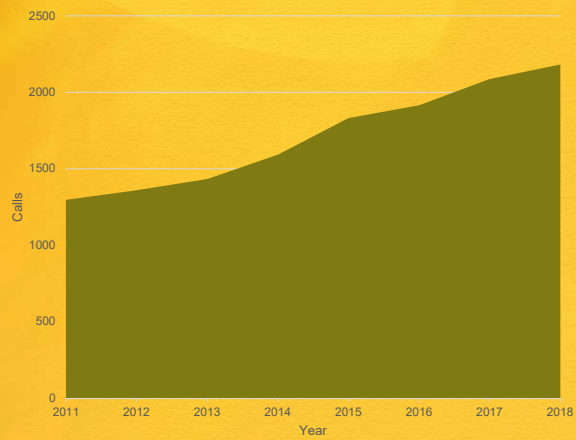
## Total Call Load



# Louisville Fire Rescue

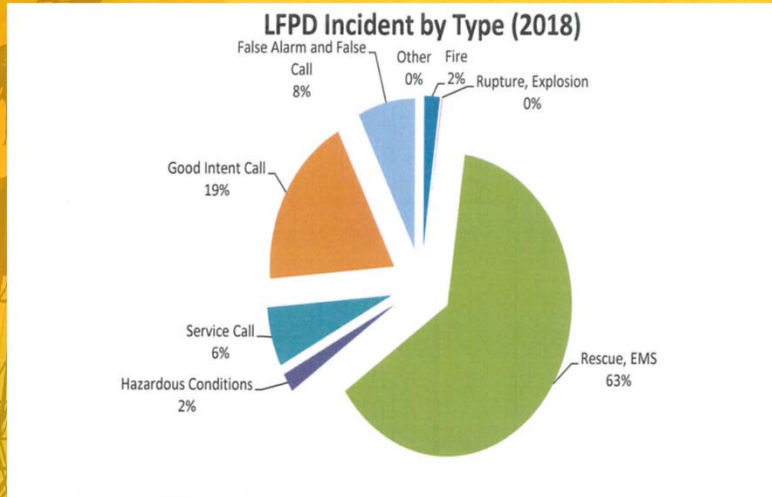
City Council Study Session

## Total Call Load in Louisville Only



## Louisville Fire Rescue

City Council Study Session



## Louisville Fire Rescue

City Council Study Session

### 2019-2029 Comprehensive Planning Goals

*(Reasonable & Achievable)*



- Limit fire fatalities to one per 25,000 population per 20 years
- Limit fireground injuries to two per year
- Provide fire response within 6 min average
- Provide ALS response within 6 min average
- Support the City of Louisville and Boulder County in dealing with emergencies
- Be a model provider of customer service
- Limit direct fire loss to 30 cents per \$1,000
- Seek the appropriate funding level to maintain a high quality of life



## Louisville Fire Rescue

City Council Study Session

### Accomplishments since 2007

- Added more career personnel
- Maintained about 30 volunteer firefighters
- Remodel Stations 1 & 2
- Built Station 3 & Training Tower @ CTC
- Adopted 2018 Fire Code
- Improved relationship with City of Louisville
- Continue partnering with surrounding agencies in increased capacity and improved training
- Improved ISO/ Fire Insurance rating to a class 2 out of 10 ( class 1 is the highest)
- Purchased new apparatus & equipment



## Louisville Fire Rescue

City Council Study Session

### Comprehensive Plan Recommendations

- Funding Determination
- Establish Baseline Staffing
- Maintain Volunteer Program
- Hire Support Staff
- Strengthen our Public Education Program
- Maintain our ISO 2 Rating
- Follow our Replacement Plan for Apparatus and Equipment
- Technology Upgrades
- Evaluate Auto Aid Policy
- Community Paramedicine

# Louisville Fire Rescue

City Council Study Session

## Then and Now

### 2007

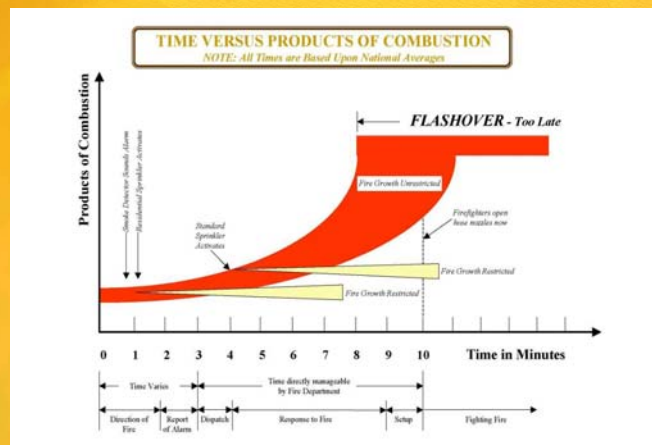
Calls - 1212  
Revenue \$2.62 M  
Expenditures \$1.2 M  
RAR - 7.96  
Mill Levy - 6.686  
Full-time Employees - 5.5

### 2018

Calls - 3592  
Revenue \$4.2 M  
Expenditures \$4.1 M  
RAR - 7.20  
Mill Levy - 6.686  
Full-time Employees - 30.5

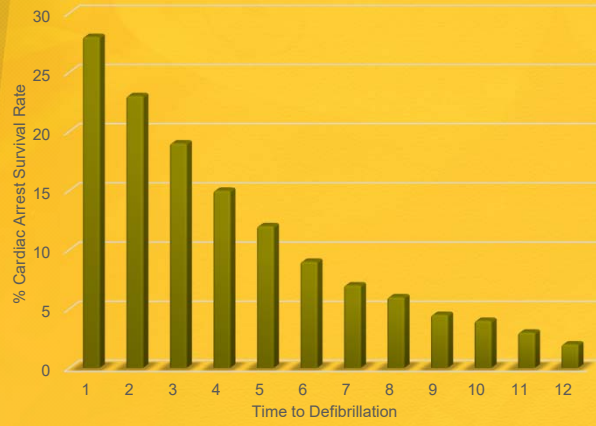
# Louisville Fire Rescue

City Council Study Session



# Louisville Fire Rescue

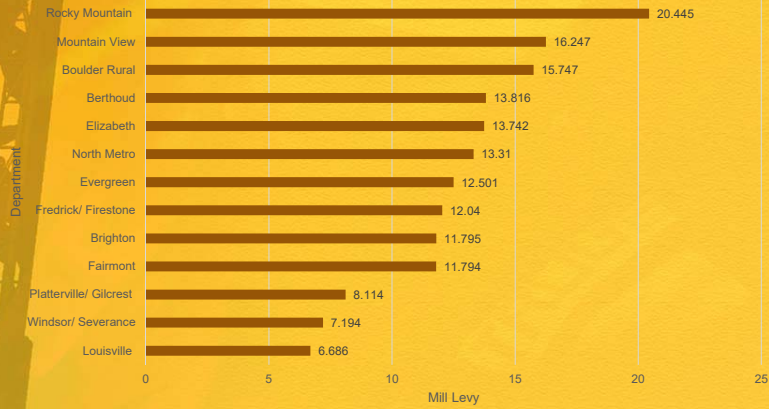
City Council Study Session



# Louisville Fire Rescue

City Council Study Session

Mill Levy Comparison ( Front Range )

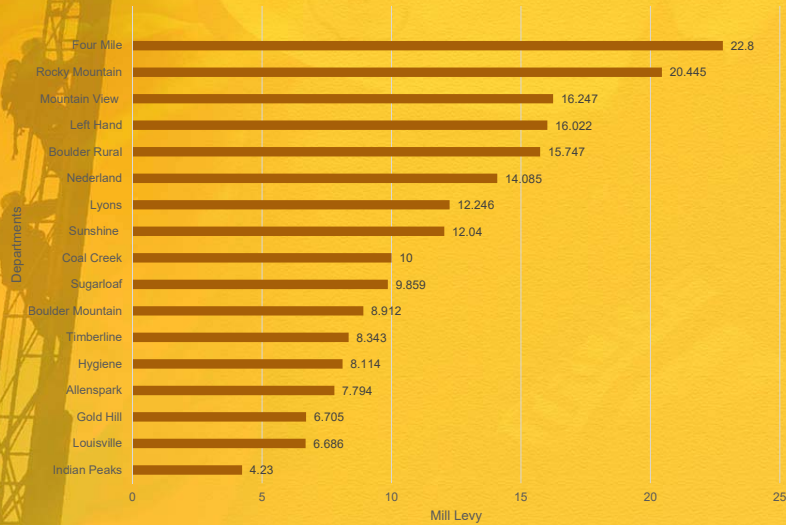




## Louisville Fire Rescue

City Council Study Session

Mill Levy Comparison ( Boulder County Only)



## Louisville Fire Rescue

City Council Study Session

### So what are we saying?

- Time matters
- We are experiencing more calls
- Appropriate number of resources on scene in a timely fashion

### So what are we asking?

- 2<sup>nd</sup> Full-time engine crew

### How?

- Ask the voters to increase the mill levy 3.314 - 5.0 mills

Louisville Fire Rescue  
City Council Study Session

Questions?

Comments?

Concerns?