

## How to View Inspection Results

### Table of Contents

Information to Know.....	2
Ways to View Inspection Results.....	3-14
View – My Permits – Inspections tab.....	3-6
My Dashboard – My Inspections.....	7-10
View – My Inspection History.....	11-14

### *Information to Know*

1. You will not be able to access a PDF version of your inspection worksheet through CSS. You will receive an email of the inspection worksheet from the inspector when the inspection has been completed, but you will not be able to access that inspection worksheet in CSS. If you would like a PDF version of the inspection worksheet, please email the building department at [building@louisvilleco.gov](mailto:building@louisvilleco.gov).

## Ways to View Inspection Results

### View – My Permits – Inspections tab

Home My Dashboard Public Search Apply **1 View**

Public Records Request FAQs

**PERMITS** **INSPECTIONS** **LICENSES**

**1** > My Permits

- > Request an Inspection
- > Today's Inspections
- > My Inspection History

> My Contractor Licenses

---

Permit Number: COM-0268-2019

[Permit Details](#) | [Tab Elements](#) | [Main Menu](#)

Type: Commercial Addition Status: Issued

Summary Locations Fees Reviews **1 Inspections** Attachments Contacts Sub-Records Holds

Meetings More Info

[Existing Inspections](#) | [Request Inspections](#) | [Optional Inspections](#) | [Next Tab](#) | [Permit Details](#) | [Main Menu](#)

Existing Inspections

Sort Description

1. Go to the permit record's Inspections tab

Existing Inspections

Sort

View Inspection	Description	Status	Request Date	Scheduled Date	Inspector	Action
<a href="#">012123-2017</a>	Building Footings/Piers	Cancelled	12/06/2017	12/07/2017	Harman Jon	
<a href="#">011836-2017</a>	Building Footings/Piers	Failed	11/28/2017	11/29/2017	Harman Jon	
<a href="#">012859-2018</a>	Building Footings/Piers	Partial Approval	01/09/2018	01/10/2018	Harman Jon	
<a href="#">032470-2019</a>	Electrical Final	Approved	01/18/2019		Root Chad	
<b>2</b> <a href="#">033555-2019</a>	Electrical Rough	Failed	08/02/2019			
<a href="#">012701-2018</a>	Electrical Underground	Partial Approval	01/03/2018	01/04/2018	Spear Joe	
<a href="#">012666-2018</a>	Electrical Underground	Failed	01/02/2018	01/03/2018	Spear Joe	
<a href="#">012581-2017</a>	Electrical Underground	Partial Approval	12/22/2017	12/27/2017	Spear Joe	
<a href="#">032469-2019</a>	Minor Permit Final Inspection	Approved	01/18/2019		Root Chad	

Results per page  1 - 9 of 9 << < 1 > >>

2. In the Existing Inspections section, click on the inspection number you want to view.

Inspection Number: 033555-2019

**3** **Inspection Type:** Electrical Rough **Requested Date:** 08/02/2019

**Requested Time:** 12:00 AM

**Inspection Status:** Failed **Scheduled Date:**

**Scheduled Time:**

**Link Type Name:** Permit **Completed Date:** 08/01/2019

**Completed Time:** 8:54 AM

**Link Number:** COM-0154-2017 **Inspector First Name:**

**Inspector Last Name:**

**Main Address:** 1955 Washington Louisville,CO 80027

- Locations
- 4** Contacts
- 5** Checklist
- 6** Fees
- Attachments
- Previous
- More Info

3. The screenshot above shows you the basic information of your inspection

- a. Scheduled Time:

- i. 12:00AM – This means your inspection has not been assigned a time frame. Your inspection will be sometime that day.
  - ii. 9:00AM – This means your inspection is in the AM time frame which is 9am-1pm.
  - iii. 1:00PM – This means your inspection is in the PM time frame which is 1pm-5pm.
4. Contacts – If you would like to change any of the contacts, you have to do that through the permit record under the Contacts tab

Permit Number: COM-0154-2017 Add to Cart

[Permit Details](#) | [Tab Elements](#) | [Main Menu](#)

**Type:** Commercial Footing/Foundation      **Status:** Issued

Summary   Locations   **Fees 1**   Reviews   Inspections 1   Attachments   **Contacts**   Sub-Records   Holds   Meetings   More Info

[Contacts](#) | [Next Tab](#) | [Permit Details](#) | [Main Menu](#)

Contacts Sort: Type ▾

[Add Contact](#)

Type	Company	First Name	Last Name	Title	Confirmation	Billing	Remove
Applicant	Liz Schettler (TEST)	Liz	Schettler		N/A	Yes	
Contractor	Liz Schettler (TEST)	Liz	Schettler		N/A	No	<a href="#">Remove</a>
Owner	Liz Schettler (TEST)	Liz	Schettler		N/A	No	<a href="#">Remove</a>

Results per page: 10 ▾   1 - 3 of 3   << < 1 > >>

- a.
5. Fees – If you need to pay a re-inspection fee, you have to do that through the permit record under the Fees tab

Permit Number: COM-0154-2017 Add to Cart

[Permit Details](#) | [Tab Elements](#) | [Main Menu](#)

**Type:** Commercial Footing/Foundation      **Status:** Issued

Summary   Locations   **Fees 1**   Reviews   Inspections 1   Attachments   Contacts   Sub-Records   Holds   Meetings   More Info

[Remaining Fees](#) | [Paid Fees](#) | [Next Tab](#) | [Permit Details](#) | [Main Menu](#)

Remaining Fees Sort: Fee ▾

Fee	Invoice	Computed	Amount Due
Re-Inspection Fee - Building	00012106	\$100.00	\$100.00

Results per page: 10 ▾   1 - 1 of 1   << < 1 > >>

a.

- Attachments – You will not be able to access a PDF version of your inspection worksheet through CSS. You will receive an email of the inspection worksheet from the inspector when the inspection has been completed, but you will not be able to access that inspection worksheet in CSS. If you would like a PDF version of the inspection worksheet, please email the building department at [building@louisvilleco.gov](mailto:building@louisvilleco.gov).

Locations | Contacts | **Checklist** | Fees | Attachments | Previous | More Info

Checklist | Next Tab | Inspection Details | Main Menu

Checklist Sort Checklist Item ▾

Checklist Item	Description	Passed	Comments	Order
General Electrical Inspection		No	Need new electric panel	1

Results per page 10 ▾ 1 - 1 of 1 << < 1 > >>

- To view the inspector’s comments, click on the Checklist tab and see the Passed and Comments sections.
  - If your inspection has passed, it will say Yes
  - If your inspection has not passed, it will say No and you will have comments from the inspector.

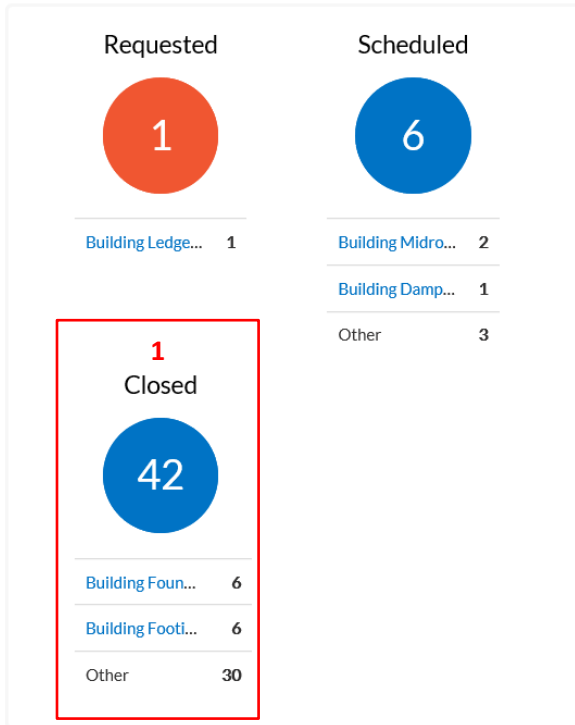
### My Dashboard – My Inspections

Home | **1 My Dashboard** | Public Search 🔍

Public Records Request | FAQs

**1**

## My Inspections



▶ [View My Inspections](#)

1. By clicking on the Closed bubble, you will see a list of your closed inspections
  - a. Closed inspections are inspections that will be in the following statuses:
    - i. Approved
    - ii. Partial Approval
    - iii. Failed
    - iv. Failed with Re-Inspection Fee
    - v. Cancelled
    - vi. Rolled

My Existing Inspections

2    Exact Match

Display  Select Inspection Type   Sort

Inspection Number	Inspection Type	Address	Status	Case Type	Case Number	Reinspection	Requested Date	Scheduled Date	Completed Date
3 012701-2018	Electrical Underground	1955 Washington AVE Louisville, CO 80027	Closed	Permit	COM-0154-2017	Yes	01/03/2018	01/04/2018	01/04/2018
032470-2019	Electrical Final	1955 Washington AVE Louisville, CO 80027	Closed	Permit	COM-0154-2017	No	01/18/2019		01/18/2019
012666-2018	Electrical Underground	1955 Washington AVE Louisville, CO 80027	Closed	Permit	COM-0154-2017	Yes	01/02/2018	01/03/2018	01/03/2018
033555-2019	Electrical Rough	1955 Washington AVE Louisville, CO 80027	Closed	Permit	COM-0154-2017	Yes	08/02/2019		08/01/2019

- In the search bar, enter your permit number or address
- Click on the inspection number you want to view

Inspection Number: 033555-2019

[Inspection Details](#) | [Tab Elements](#) | [Main Menu](#)

4 **Inspection Type:** Electrical Rough **Requested Date:** 08/02/2019

**Requested Time:** 12:00 AM

**Inspection Status:** Failed **Scheduled Date:**

**Scheduled Time:**

**Link Type Name:** Permit **Completed Date:** 08/01/2019

**Completed Time:** 8:54 AM

**Link Number:** COM-0154-2017 **Inspector First Name:**

**Inspector Last Name:**

**Main Address:** 1955 Washington Louisville,CO 80027

- The screenshot above shows you the basic information of your inspection
  - Scheduled Time:



- i. 12:00AM – This means your inspection has not been assigned a time frame. Your inspection will be sometime that day.
  - ii. 9:00AM – This means your inspection is in the AM time frame which is 9am-1pm.
  - iii. 1:00PM – This means your inspection is in the PM time frame which is 1pm-5pm.
5. Contacts – If you would like to change any of the contacts, you have to do that through the permit record under the Contacts tab

Permit Number: COM-0154-2017 Add to Cart

[Permit Details](#) | [Tab Elements](#) | [Main Menu](#)

**Type:** Commercial Footing/Foundation **Status:** Issued

Summary | Locations | Fees 1 | Reviews | Inspections 1 | Attachments | **Contacts** | Sub-Records | Holds | Meetings | More Info

[Contacts](#) | [Next Tab](#) | [Permit Details](#) | [Main Menu](#)

Contacts Sort: Type ▾

[Add Contact](#)

Type	Company	First Name	Last Name	Title	Confirmation	Billing	Remove
Applicant	Liz Schettler (TEST)	Liz	Schettler		N/A	Yes	
Contractor	Liz Schettler (TEST)	Liz	Schettler		N/A	No	<a href="#">Remove</a>
Owner	Liz Schettler (TEST)	Liz	Schettler		N/A	No	<a href="#">Remove</a>

Results per page: 10 ▾ 1 - 3 of 3 << < 1 > >>

- a.
6. Fees – If you need to pay a re-inspection fee, you have to do that through the permit record under the Fees tab

Permit Number: COM-0154-2017 Add to Cart

[Permit Details](#) | [Tab Elements](#) | [Main Menu](#)

**Type:** Commercial Footing/Foundation **Status:** Issued

Summary | Locations | **Fees 1** | Reviews | Inspections 1 | Attachments | Contacts | Sub-Records | Holds | Meetings | More Info

[Remaining Fees](#) | [Paid Fees](#) | [Next Tab](#) | [Permit Details](#) | [Main Menu](#)

Remaining Fees Sort: Fee ▾

Fee	Invoice	Computed	Amount Due
Re-Inspection Fee - Building	00012106	\$100.00	\$100.00

Results per page: 10 ▾ 1 - 1 of 1 << < 1 > >>

a.




- 7. Attachments – You will not be able to access a PDF version of your inspection worksheet through CSS. You will receive an email of the inspection worksheet from the inspector when the inspection has been completed, but you will not be able to access that inspection worksheet in CSS. If you would like a PDF version of the inspection worksheet, please email the building department at [building@louisvilleco.gov](mailto:building@louisvilleco.gov).

The screenshot shows a navigation bar with buttons for Locations, Contacts, Checklist (highlighted with a red box and the number 8), Fees, Attachments, Previous, and More Info. Below the navigation bar are links for Checklist, Next Tab, Inspection Details, and Main Menu. A table titled 'Checklist' is displayed with a 'Sort' dropdown set to 'Checklist Item'. The table has columns for Checklist Item, Description, Passed, Comments, and Order. One row is shown for 'General Electrical Inspection' with 'No' in the Passed column and 'Need new electric panel' in the Comments column. A red box highlights the 'Passed' and 'Comments' columns, with the number 8 above each. At the bottom, there is a pagination control showing 'Results per page 10', '1 - 1 of 1', and navigation arrows.

Checklist Item	Description	Passed	Comments	Order
General Electrical Inspection		No	Need new electric panel	1

- 8. To view the inspector’s comments, click on the Checklist tab and see the Passed and Comments sections.
  - a. If your inspection has passed, it will say Yes
  - b. If your inspection has not passed, it will say No and you will have comments from the inspector.

View – My Inspection History

Home My Dashboard Public Search  Apply  **1 View **

Public Records Request FAQs

 PERMITS

› My Permits

 INSPECTIONS

› Request an Inspection

› Today's Inspections


**1** › My Inspection History

 LICENSES

› My Contractor Licenses

1. Under the View header, select My Inspection History

My Existing Inspections

**2**    Exact Match

Display  Select Inspection Type   Sort

Inspection Number	Inspection Type	Address	Status	Case Type	Case Number	Reinspection	Requested Date	Scheduled Date	Completed Date
<b>3</b> 012701-2018	Electrical Underground	1955 Washington AVE Louisville, CO 80027	Closed	Permit	COM-0154-2017	Yes	01/03/2018	01/04/2018	01/04/2018
032470-2019	Electrical Final	1955 Washington AVE Louisville, CO 80027	Closed	Permit	COM-0154-2017	No	01/18/2019		01/18/2019
012666-2018	Electrical Underground	1955 Washington AVE Louisville, CO 80027	Closed	Permit	COM-0154-2017	Yes	01/02/2018	01/03/2018	01/03/2018
033555-2019	Electrical Rough	1955 Washington AVE Louisville, CO 80027	Closed	Permit	COM-0154-2017	Yes	08/02/2019		08/01/2019

2. In the search bar, enter your permit number or address
3. Click on the inspection number you want to view

Inspection Number: 033555-2019

[Inspection Details](#) | [Tab Elements](#) | [Main Menu](#)

<b>4</b>	<b>Inspection Type:</b> Electrical Rough	<b>Requested Date:</b> 08/02/2019
	<b>Requested Time:</b> 12:00 AM	
	<b>Inspection Status:</b> Failed	<b>Scheduled Date:</b>
	<b>Scheduled Time:</b>	
	<b>Link Type Name:</b> Permit	<b>Completed Date:</b> 08/01/2019
	<b>Completed Time:</b> 8:54 AM	
	<b>Link Number:</b> COM-0154-2017	<b>Inspector First Name:</b>
	<b>Inspector Last Name:</b>	
	<b>Main Address:</b> 1955 Washington Louisville,CO 80027	

[Locations](#) [5 Contacts](#) [Checklist](#) [6 Fees](#) [7 Attachments](#) [Previous](#) [More Info](#)

4. The screenshot above shows you the basic information of your inspection
  - a. Scheduled Time:
    - i. 12:00AM – This means your inspection has not been assigned a time frame. Your inspection will be sometime that day.
    - ii. 9:00AM – This means your inspection is in the AM time frame which is 9am-1pm.
    - iii. 1:00PM – This means your inspection is in the PM time frame which is 1pm-5pm.
5. Contacts – If you would like to change any of the contacts, you have to do that through the permit record under the Contacts tab

Permit Number: COM-0154-2017 Add to Cart

Permit Details | Tab Elements | Main Menu

Type: Commercial Footing/Foundation      Status: Issued

Summary | Locations | Fees ! | Reviews | Inspections ! | Attachments | **Contacts** | Sub-Records | Holds | Meetings | More Info

Contacts | Next Tab | Permit Details | Main Menu

Contacts Sort Type

Add Contact

Type	Company	First Name	Last Name	Title	Confirmation	Billing	Remove
Applicant	Liz Schettler (TEST)	Liz	Schettler		N/A	Yes	
Contractor	Liz Schettler (TEST)	Liz	Schettler		N/A	No	Remove
Owner	Liz Schettler (TEST)	Liz	Schettler		N/A	No	Remove

Results per page  1 - 3 of 3 << < 1 > >>

- a.
6. Fees – If you need to pay a re-inspection fee, you have to do that through the permit record under the Fees tab

Permit Number: COM-0154-2017 Add to Cart

Permit Details | Tab Elements | Main Menu

Type: Commercial Footing/Foundation      Status: Issued

Summary | Locations | **Fees !** | Reviews | Inspections ! | Attachments | Contacts | Sub-Records | Holds | Meetings | More Info

Remaining Fees | Paid Fees | Next Tab | Permit Details | Main Menu

Remaining Fees Sort Fee

Fee	Invoice	Computed	Amount Due
Re-Inspection Fee - Building	00012106	\$100.00	\$100.00

Results per page  1 - 1 of 1 << < 1 > >>

- a.
7. Attachments – You will not be able to access a PDF version of your inspection worksheet through CSS. You will receive an email of the inspection worksheet from the inspector when the inspection has been completed, but you will not be able to access that inspection worksheet in CSS. If you would like a PDF version of the inspection worksheet, please email the building department at [building@louisvilleco.gov](mailto:building@louisvilleco.gov).

Locations Contacts **Checklist** Fees Attachments Previous More Info

[Checklist](#) | [Next Tab](#) | [Inspection Details](#) | [Main Menu](#)

Checklist Sort Checklist Item ▾

Checklist Item	Description	Passed	Comments	Order
General Electrical Inspection		No	Need new electric panel	1

Results per page 10 ▾ 1 - 1 of 1 << < 1 > >>

8. To view the inspector's comments, click on the Checklist tab and see the Passed and Comments sections.
  - a. If your inspection has passed, it will say Yes
  - b. If your inspection has not passed, it will say No and you will have comments from the inspector.